

CONCEALED HINGE

695

V : 1

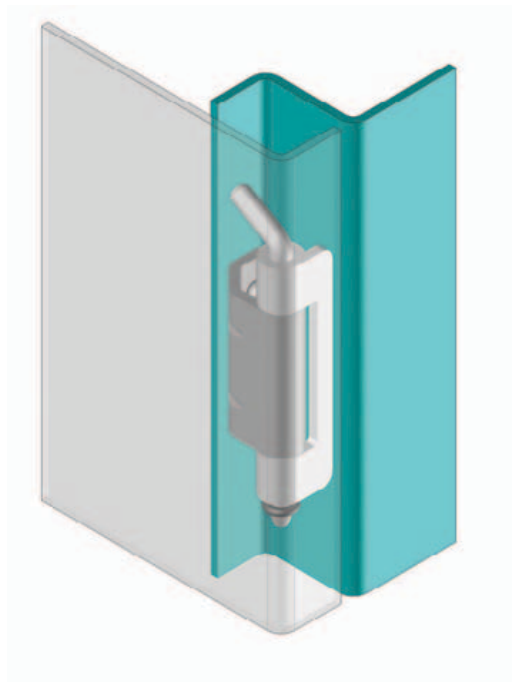
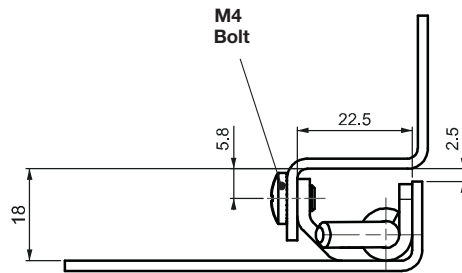
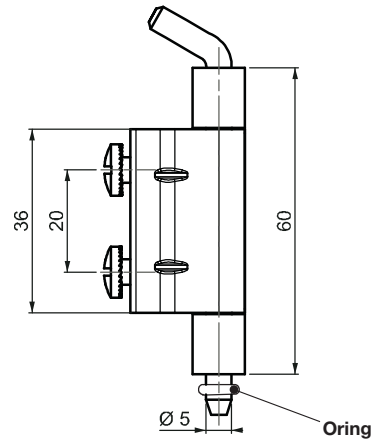


LH/RH

- For doors with a bend of 18 mm
- Frame part is screwed -on , door part is either welded-on or screwed-on
- LH and RH application is possible

⚠ Note: Bolts are given

Hinge Rotation Angle



PRODUCT CODE

695	4	0	1
GROUP CODE	MATERIAL	FINISH	VERSION